

SKL 408 M



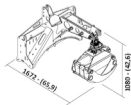
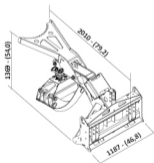
 180°









HP 60 - 100



Cat. II & III



GMR 1750				
	mm	1750	inch	69
	mm	120	inch	4,7
		180°		180°
 MAX	bar	200	psi	2900
	lt.	20	gal	5,3
	Kg.	670	lb.	1476