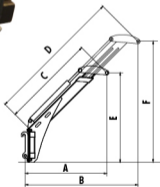








HTM - HYDRO



			Max  Kg.		mm.						
					A	B	C	D	E	F	G
650 mm.	185	200	1400	700	1200	1655	1385	2035	1320	1780	1150