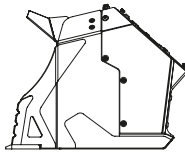
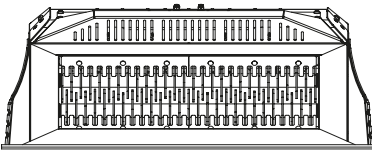



MB-HDS220





890 mm

2220 mm

1060 mm





SPECIFICATIONS

 Recommended backhoe loader/loader*	ton	$\geq 7 \leq 11$
 Recommended skid steer loader*	ton	$\geq 4,5 < 10$
Weight	ton	1,00
Load capacity	m ³	0,60
Pressure	bar	> 300
Oil flow rate**	l/min.	90
Dimensions	mm	2220 x 1060 x H 890

* Please verify machine's Rated Operating Capacity.

** The value of the hydraulic flow rate must be reached alongside the required operating pressure.

SHAFT KIT

KIT	ADJUSTMENT*	APPLICATION
 RQ8/RQ20 Sifting Kit	8/20 mm	Sifting damp/dry soil Soil aeration
 RM Mixer Kit	-	Soil Aeration Compost Aeration Charcoal reduction Glass reduction Drywall reduction

* Shafts in closed position.

ACCESSORIES

RQ8/RQ20 Sifting Kit

RM Mixer Kit

Shaft Holder

24 Month Warranty

APPLICATION AREAS

