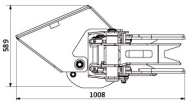
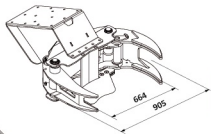





ST 250 R



ton. 5,0 - 11,0 



Maximum cutter Ø from ... to ...	mm	180 - 250
	bar	230
	lit/min	50
	Kg.	255

The cutting diameter varies according to the working pressure and the timber density