



12,0 - 16,0 ton












Perni conici registrabili

Tapered sleeve-pins

Axes à fixation conique enregistrable

Einstellbare konische Bolzen

Pernos cónicos ajustables

											
mm	Kg.	bar	lt.	m ²	mm	mm	mm	mm	A mm	B mm	mm
1820	440	250	90	0,40	1005	120	1180	680	590	980	640