


LS3/4 REVERSIBLE FLAIL MOWER



Y Blade 6cm Ø



Hammer 8 cm Ø



Standard Rotor

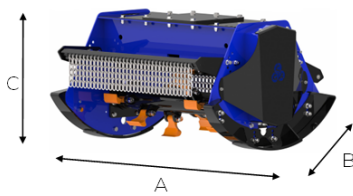

- Protective chain on both sides
- Anti-cavitation/flow control: a system that stops any spike in pressure/ sudden stoppage from damaging the excavator/motor
- No drain line required



RF/ FS rotor 12cm Ø



Fixed Tooth 25cm Ø



	TO	2.5-4	5-8	6-8	6-12	
	MO	LS3 600R	LS4 800R	LS4 800F	LS4 800FT	
	ALT	TTE 70R	TTE 90R	TTE 90 FS/RF	TTE 90 DF	
A.	MM	85	105	105	105	
B.	MM	80	80	80	800	
C.	MM	60	60	60	60	
	WEIGHT	KG	180	260	300/330	400
	OIL REQ.	LTR/	20-30	40-50-60	50-60 80-90	50-60 80-90
	PRES-	BAR	170-220	170-220	200-220	200-220
	TRANSMIS-		BELT	BELT	BELT	BELT
	CUT WIDTH	M	700	900	900	900